



---

## Product Information Frontline Plus

---

### Frontline Plus

Directions for Use

**For use only on dogs.** DO NOT USE ON RABBITS.

#### **FOR USE ON PUPPIES FROM 8 WEEKS OF AGE**

**INDICATIONS:** Treatment and prevention of flea infestation (*Ctenocephalides spp*), and the control of brown dog ticks (*Rhipicephalus sanguineus*), paralysis ticks (*Ixodes holocyclus*) and biting lice (*Trichodectes canis*) on dogs and puppies.

FRONTLINE Plus has a rapid onset of action and kills re-infestations with newly acquired adult fleas for at least one month. FRONTLINE Plus also prevents the development of flea eggs, larvae and pupae produced by adult fleas acquired for three months after treatment.

FRONTLINE Plus controls brown dog ticks for up to one month, and paralysis ticks for up to two weeks after application. Daily searching of dogs is necessary to minimise the risk of tick paralysis. Searching should continue throughout the paralysis tick season.

FRONTLINE Plus may be used for the treatment and control of Flea Allergy Dermatitis in dogs.

FRONTLINE Plus may be used as the only product for flea control as it breaks the life cycle on the animal and in its surroundings by killing all stages of fleas.

#### **NOT TO BE USED FOR ANY PURPOSE, OR IN ANY MANNER, CONTRARY TO THIS LABEL UNLESS AUTHORISED UNDER APPROPRIATE LEGISLATION**

**WATER FASTNESS:** Dogs may be treated with FRONTLINE Plus following bathing and shampooing once they are dry. The product will spread over the coat of the animal within 24 hours. Once spread, FRONTLINE Plus is water fast. It is recommended not to bath or shampoo dogs during the 48 hours after treatment.

Thereafter, bathing, water immersion or exposure to sunlight will not reduce the efficacy of FRONTLINE Plus.

**SAFETY IN DOGS:** FRONTLINE Plus has demonstrated a significant margin of safety for use in dogs and puppies over 8 weeks of age and in breeding, pregnant or lactating bitches. If licking occurs shortly after application, a brief period of hyper-salivation may occur due to the

taste of the vehicle. Do not use FRONTLINE Plus if you or your pet have a known hypersensitivity to insecticides or alcohol.

**SAFETY DIRECTION:** Will irritate eyes and skin. Avoid contact with eyes and skin. If product enters eyes, wash it out immediately with water. Wash hands after use.

**FIRST AID:** If poisoning occurs, contact a doctor or Poisons Information Centre, phone 131126.

**STORAGE:** Store below 30 degrees (Room Temperature). See end panel for batch number and expiry date.

**DISPOSAL:** Wrap empty container in paper and place in garbage.

**TREATMENT FREQUENCY:**

**Fleas: Monthly application** is recommended. All animals in a household should be treated at the same time. (For household cats use FRONTLINE Plus for Cats). It is especially important to treat all household animals if any pet is allergic to fleas (flea allergy dermatitis).

**Paralysis Ticks: (Note that paralysis ticks are not present in Western Australia).**


**Two-weekly application** is recommended. While FRONTLINE Plus provides control of paralysis ticks for up to 2 weeks, use of this product does not guarantee prevention of tick paralysis because ticks are not killed immediately after attachment. Daily searching of dogs is necessary to minimise the risk of tick paralysis. Searching should continue throughout the paralysis tick season, which extends from Spring to Autumn, but may be year round in some localised areas. See your veterinary for advice on searching techniques and tick seasonality.

**Brown Dog Tick: Monthly application** is recommended.

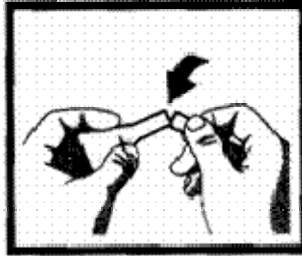
**Biting Lice:** Treat all household dogs at the same time.

- **Kills all flea stages, including fleas in the pet's surroundings**
- **Prevents and controls flea re-infestations**
- **Controls and treats flea allergy dermatitis**
- **Controls paralysis ticks for up to 2 weeks**
- **Controls brown dog ticks and biting lice for up to 1 month**
- **Fast acting and long lasting**
- **Convenient to use**
- **Water fast**


**APPLICATION:** Break the snap-off top from the pipette along the scored line. Choose an area where licking cannot occur e.g. on the back of the neck. Part the coat until the skin is visible. Place the tip of the pipette on the skin and squeeze several times to empty its contents directly on to the skin. Take care to avoid excessive wetting of the hair as this will leave a sticky appearance of hairs at the treatment spot. However, if this should occur, it will disappear within 24 hours after application. For dogs over 60kg, pipettes of different volumes may be combined to provide a suitable dose.



**1. Remove a pipette from the foil backed holder.**



**2. Hold the pipette by the edges with the label facing toward you. Break off the tip of the pipette at the pre-cut line.**



**3. Part the coat so the contents can be applied directly to the skin when the pipette is squeezed.**



**4. Apply the entire contents at a point between the shoulder blades.**